



**CE BLUE[®]
FLEXIBLE PIPE**

FORM NO. 161-CE SPECIFICATIONS

AUGUST, 2007





PRICES ARE LISTED ON FORM MLP-1.

INSERT FITTINGS LISTED ON FORM NUMBER 166.



STAINLESS STEEL CLAMPS LISTED ON FORM NUMBER 865.

PLEASE ORDER BY PART NUMBER.

CE BLUE [®]	SIZE	I.D.	O.D.	MIN. WALL	WEIGHT PER 100'	COIL LENGTHS	PART NO.	
200 PSI - IPS SIDR - 7 AWWA C-901  POTABLE WATER ASTM D-2239	3/4"	.824	1.060	.118	15.38	100	19315	
						400	19320	
	1	1.049	1.349	.150	24.87	100	19330	
						300	19335	
	1 1/4	1.380	1.774	.197	43.04	100	19350	
						300	19355	
	200 PSI - CTS SDR - 9 AWWA C-901  POTABLE WATER ASTM D-2737	3/4"	.681	.875	.097	10.25	100	19715
							500	19720
1		.875	1.125	.125	16.93	100	19730	
						300	19735	
500		1.069	1.375	.153	25.34	100	19750	
						300	19755	
1 1/2		1.263	1.625	.181	35.45	100	19770	
						300	19775	
2		1.653	2.125	.236	60.52	100	19785	
						200	19790	
160 PSI - IPS SIDR - 9  POTABLE WATER ASTM D-2239	3/4"	.824	1.008	.092	11.65	100	19415	
						400	19420	
	1	1.049	1.283	.117	18.83	100	19430	
						300	19435	
	1 1/4	1.380	1.686	.153	32.37	100	19450	
						300	19455	
100 PSI - IPS SIDR - 15  POTABLE WATER ASTM D-2239	3/4	.824	.944	.060	7.31	100	19515	
						400	19520	
	1	1.049	1.189	.070	10.93	100	19530	
						300	19535	
	1 1/4	1.380	1.564	.092	18.67	100	19550	
						300	19555	

CRESLINE CE BLUE[®] POLYETHYLENE FLEXIBLE PIPE IS PRODUCED FROM HD PE 3608 MATERIAL.

**PRESSURE RATING
FOR CRESLINE FLEXIBLE PIPES
AT VARIOUS TEMPERATURES
ALL SIZES**

DEGREE °F	73.4° F AND BELOW	100° F	120° F	140° F
CE BLUE® 200	200	155	125	100
CE BLUE® 160	160	125	100	80
CE BLUE® 100	100	80	60	50

PRESSURE RATING IS THE ESTIMATED MAXIMUM PRESSURE THAT WATER AS THE MEDIUM IN THE PIPE CAN EXERT CONTINUOUSLY FOR A LONG TIME WITH A HIGH DEGREE OF CERTAINTY THAT FAILURE OF THE PIPE WILL NOT OCCUR.

CRESLINE CE FLEXIBLE PLASTIC PIPE MAY BE USED ON SUBMERSIBLE PUMPS OF 1 HP OR LESS.

MAXIMUM DEPTH SETTINGS TO WATER LEVEL IN FT @ 60° F			
CRESLINE PE FLEXIBLE PIPE	MAX. TANK SHUT-OFF PRESSURE		
	40 PSI	50 PSI	60 PSI
CE BLUE® 200	400'	400'	400'
CE BLUE® 160	300'	280'	260'
CE BLUE® 100	180'	155'	135'



CRESLINE PLASTIC PIPE CO., INC.

600 Cross Pointe Blvd.
264 Silver Spring Rd.
2100 South 35th St.
3801 East Hwy. 31

Evansville, IN 47715
Mechanicsburg, PA 17050
Council Bluffs, IA 51501
Corsicana, TX 75109

812-428-9350
717-766-2566
712-322-2294
903-872-8475

www.cresline.com

Fax 812-428-9353
Fax 717-697-2371
Fax 712-322-6673
Fax 903-872-7732