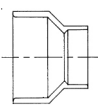


**ABS DWV FITTINGS**

FORM 761 ABS DWV FITTINGS  
FITTINGS MEET ASTM D-2661  
ADDITIONAL 10% CHARGE IF NOT ORDERED IN CARTON QUANTITIES.

SUGGESTED LIST PRICES  
EFFECTIVE: MARCH 1, 2010  
SUPERSEDES: JULY 20, 2009

**DW3 ADAPTER COUPLING**

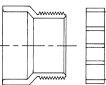


| SIZE  | PART NO. | CTN. QTY. | LIST PRICE |
|-------|----------|-----------|------------|
| 4 x 3 | 82003    | 20        | *          |
| 4     | 82005    | 20        | *          |

\*PRICES ON PVC DWV FORM 761  
(DS SPIGOT TO DWV SPIGOT)

H X H


**DW5Y TRAP ADAPTER-FEMALE**



| SIZE    | PART NO. | CTN. QTY. | LIST PRICE |
|---------|----------|-----------|------------|
| 1½      | 87056    | 50        | \$3.51     |
| 1½ x 1¼ | 87058    | 50        | 3.83       |

H X SLIP


**DW3A ADAPTER BUSHING**



|   |       |    |   |
|---|-------|----|---|
| 3 | 82009 | 25 | * |
| 4 | 82010 | 30 | * |

\*PRICES ON PVC DWV FORM 761  
SPIGOT X H (DWV HUB TO DS SPIGOT)


**DW10 FEMALE ADAPTER**



|    |       |     |       |
|----|-------|-----|-------|
| 1½ | 87100 | 100 | 2.52  |
| 2  | 87102 | 100 | 4.01  |
| 3  | 87104 | 30  | 10.70 |
| 4  | 87106 | 10  | 12.72 |

H X FPT


**DW5 MALE ADAPTER**



|         |       |    |       |
|---------|-------|----|-------|
| 1½      | 87017 | 50 | 2.16  |
| 1½ x 1¼ | 87019 | 25 | 2.60  |
| 2       | 87021 | 50 | 3.16  |
| 3       | 87023 | 25 | 9.24  |
| 4       | 87025 | 25 | 20.42 |

H X MPT


**DW10A FITTING CLEANOUT ADAPTER**



|    |       |    |       |
|----|-------|----|-------|
| 1½ | 87113 | 50 | 2.77  |
| 2  | 87115 | 50 | 4.26  |
| 3  | 87117 | 25 | 10.92 |
| 4  | 87119 | 10 | 20.07 |

SPIGOT X FPT


**DW5X TRAP ADAPTER-MALE**



|         |       |    |      |
|---------|-------|----|------|
| 1½      | 87045 | 50 | 2.98 |
| 1½ x 1¼ | 87047 | 75 | 4.68 |

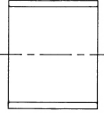
SPIGOT X SLIP

**DW20 COUPLING**




|        |       |     |       |
|--------|-------|-----|-------|
| 1½     | 87143 | 100 | 1.38  |
| 2      | 87145 | 100 | 1.85  |
| 2 x 1½ | 87147 | 25  | 3.97  |
| 3      | 87149 | 60  | 5.36  |
| 3 x 2  | 87151 | 20  | 9.45  |
| 3 x 1½ | 87153 | 25  | 11.03 |
| 4      | 87155 | 25  | 9.66  |
| 4 x 3  | 87157 | 20  | 17.52 |
| 4 x 2  | 87159 | 10  | 18.52 |

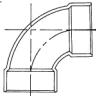
H X H

| DW21 REPAIR COUPLING  |      |          |           |            |
|---|------|----------|-----------|------------|
|  | SIZE | PART NO. | CTN. QTY. | LIST PRICE |
|   | 1½   | 87181    | 25        | \$9.54     |
|   | 2    | 87183    | 25        | 4.79       |
|   | 3    | 87185    | 10        | 12.35      |
|   | 4    | 87187    | 5         | 23.49      |


H X H

| DW30 VENT ELL-90°   |       |          |           |            |
|---|-------|----------|-----------|------------|
|  | SIZE  | PART NO. | CTN. QTY. | LIST PRICE |
|   | 1½    | 87203    | 20        | 4.43       |
|   | 2     | 87205    | 30        | 7.62       |
| 3   | 87207 | 25       | 18.16     |            |


H X H

| DW31 90° ELL  |       |          |           |            |
|---|-------|----------|-----------|------------|
|  | SIZE  | PART NO. | CTN. QTY. | LIST PRICE |
|   | 1½    | 87257    | 100       | 2.76       |
|   | 2     | 87259    | 50        | 4.40       |
|   | 3     | 87261    | 25        | 11.10      |
|   | 4     | 87263    | 10        | 22.26      |
| 4 x 3*  | 87265 | 10       | 16.57     |            |


H X H \*CLOSET BEND

| DW31A STREET-90° ELL  |       |          |           |            |
|---|-------|----------|-----------|------------|
|  | SIZE  | PART NO. | CTN. QTY. | LIST PRICE |
|   | 1½    | 87293    | 100       | 3.41       |
|   | 2     | 87295    | 50        | 5.70       |
|   | 3     | 87297    | 20        | 12.02      |
|   | 4     | 87298    | 10        | 27.06      |
| 4 x 3*  | 87299 | 10       | 26.57     |            |


H X SPIGOT \*CLOSET BEND

| DW32 LONG SWEEP-90° ELL   |       |          |           |            |
|---|-------|----------|-----------|------------|
|  | SIZE  | PART NO. | CTN. QTY. | LIST PRICE |
|   | 1½    | 87310    | 50        | 4.66       |
|   | 2     | 87312    | 25        | 6.15       |
|   | 3     | 87314    | 10        | 15.11      |
| 4   | 87316 | 5        | 26.05     |            |

H X H

| DW32E 90° ELL   |           |          |           |            |
|---|-----------|----------|-----------|------------|
|  | SIZE      | PART NO. | CTN. QTY. | LIST PRICE |
|   | 3 x 3 x 2 | 87384    | 25        | 15.84      |

ALL H WITH LOW HEEL INLET

| DW32G 90° ELL   |           |          |           |            |
|---|-----------|----------|-----------|------------|
|  | SIZE      | PART NO. | CTN. QTY. | LIST PRICE |
|   | 3 x 3 x 2 | 87399    | 10        | 27.24      |


ALL H WITH SIDE INLET

| DW33 60° ELL  |       |          |           |            |
|---|-------|----------|-----------|------------|
|  | SIZE  | PART NO. | CTN. QTY. | LIST PRICE |
|   | 1½    | 87448    | 40        | 4.61       |
|   | 2     | 87450    | 25        | 6.57       |
|   | 3     | 87452    | 20        | 22.98      |
| 4   | 87454 | 10       | 32.83     |            |


H X H

| DW36 45° ELL   |      |          |           |            |
|--|------|----------|-----------|------------|
|  | SIZE | PART NO. | CTN. QTY. | LIST PRICE |
|  | 1½   | 87472    | 100       | \$2.60     |
|  | 2    | 87474    | 50        | 4.05       |
|  | 3    | 87476    | 20        | 9.39       |
|  | 4    | 87478    | 10        | 18.44      |


ALL H

| DW36A STREET 45° ELL   |       |          |           |            |
|--|-------|----------|-----------|------------|
|  | SIZE  | PART NO. | CTN. QTY. | LIST PRICE |
|  | 1½    | 87492    | 100       | 3.27       |
|  | 2     | 87494    | 50        | 4.31       |
|  | 3     | 87496    | 20        | 9.86       |
| 4  | 87498 | 10       | 17.14     |            |

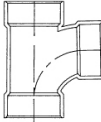
H X SPIGOT

| DW37 22 ½° ELL   |       |          |           |            |
|--|-------|----------|-----------|------------|
|  | SIZE  | PART NO. | CTN. QTY. | LIST PRICE |
|  | 1½    | 87503    | 50        | 3.53       |
|  | 2     | 87505    | 25        | 4.37       |
|  | 3     | 87507    | 20        | 11.32      |
| 4  | 87509 | 15       | 17.21     |            |


ALL H

| DW50-3 CLEANOUT TEE   |       |          |           |            |
|---|-------|----------|-----------|------------|
|  | SIZE  | PART NO. | CTN. QTY. | LIST PRICE |
|   | 1½    | 87575    | 20        | 10.13      |
|   | 2     | 87577    | 20        | 11.13      |
|   | 3     | 87579    | 10        | 20.87      |
| 4   | 87585 | 10       | 44.82     |            |

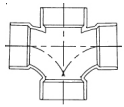
H X H X FPT

| DW52 SANITARY TEE  |             |          |           |            |
|--|-------------|----------|-----------|------------|
|  | SIZE        | PART NO. | CTN. QTY. | LIST PRICE |
|  | 1½          | 87628    | 100       | 4.22       |
|  | 2           | 87636    | 35        | 6.52       |
|  | 2 x 2 x 1½  | 87638    | 50        | 5.69       |
|  | 2 x 1½ x 2  | 87642    | 25        | 6.59       |
|  | 2 x 1½ x 1½ | 87644    | 25        | 5.69       |
|  | 3           | 87646    | 30        | 17.93      |
|  | 3 x 3 x 2   | 87648    | 10        | 13.04      |
|  | 3 x 3 x 1½  | 87650    | 20        | 10.81      |
| 4  | 87654       | 5        | 31.66     |            |
| 4 x 4 x 2  | 87656       | 10       | 31.09     |            |
| 4 x 4 x 3  | 87658       | 10       | 27.98     |            |

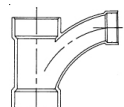
ALL H

| DW53 SANITARY TEE  |               |          |           |            |
|--|---------------|----------|-----------|------------|
|  | SIZE          | PART NO. | CTN. QTY. | LIST PRICE |
|  | 3 x 3 x 3 x 2 | 87808    | 10        | 40.20      |

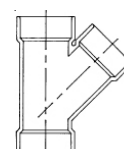
ALL H WITH LEFT SIDE INLET

| DW55 DOUBLE SANITARY TEE  |                 |          |           |            |
|---|-----------------|----------|-----------|------------|
|  | SIZE            | PART NO. | CTN. QTY. | LIST PRICE |
|   | 1½              | 87862    | 25        | \$9.54     |
|   | 2               | 87864    | 20        | 13.93      |
|   | 2 x 2 x 1½ x 1½ | 87868    | 20        | 11.18      |
|   | 3 x 3 x 1½ x 1½ | 87870    | 20        | 37.73      |
|   | 3 x 3 x 2 x 2   | 87872    | 10        | 23.56      |
|   | 3               | 87876    | 20        | 39.60      |
|   | 4               | 87878    | 4         | 70.05      |
|   | 4 x 4 x 2 x 2   | 87880    | 5         | 65.81      |


ALL H

| DW60 COMBINATION WYE & 1/8 BEND   |            |       |    |       |
|---|------------|-------|----|-------|
|  | 1½         | 88062 | 50 | 10.09 |
|   | 2          | 88066 | 20 | 11.32 |
|   | 3          | 88074 | 10 | 25.83 |
|   | 3 x 3 x 2  | 88076 | 10 | 17.33 |
|   | 3 x 3 x 1½ | 88078 | 15 | 26.08 |
|   | 4 x 4 x 3  | 88080 | 5  | 40.31 |
|   | 4 x 4 x 2  | 88082 | 5  | 31.43 |
|   | 4          | 88084 | 10 | 51.31 |

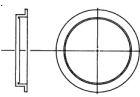
ALL H

| DW65 45° WYE   |             |       |    |       |
|--|-------------|-------|----|-------|
|  | 1½          | 88208 | 50 | 6.72  |
|  | 2           | 88210 | 25 | 8.43  |
|  | 2 x 2 x 1½  | 88212 | 25 | 10.53 |
|  | 2 x 1½ x 1½ | 88214 | 25 | 12.30 |
|  | 3           | 88216 | 25 | 19.91 |
|  | 3 x 3 x 2   | 88218 | 25 | 14.34 |
|  | 3 x 3 x 1½  | 88220 | 15 | 15.94 |
|  | 4           | 88222 | 5  | 40.49 |
|  | 4 x 4 x 3   | 88224 | 10 | 31.94 |
|  | 4 x 4 x 2   | 88226 | 10 | 23.61 |

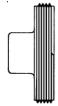
ALL H

| DW70 CAP  |    |       |    |       |
|---|----|-------|----|-------|
|  | 1½ | 88380 | 10 | 4.93  |
|   | 2  | 88381 | 5  | 7.07  |
|   | 3  | 88382 | 10 | 12.84 |
|   | 4  | 88383 | 5  | 14.29 |

HUB

| DW71 TEST CAP (ORDERS MUST BE IN CTN. QTY.)   |      |          |           |            |
|---|------|----------|-----------|------------|
|  | SIZE | PART NO. | CTN. QTY. | LIST PRICE |
|   | 1½   | 83370    | 100       | *          |
|   | 2    | 83372    | 100       | *          |
|   | 3    | 83374    | 50/300    | *          |
|   | 4    | 83376    | 50/200    | *          |

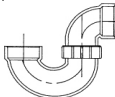
SPIGOT INSERT \*PRICES ON PVC DWV FORM 761

| DW75A CLEANOUT PLUG   |    |       |    |        |
|---|----|-------|----|--------|
|  | 1½ | 88404 | 50 | \$1.75 |
|   | 2  | 88406 | 50 | 2.31   |
|   | 3  | 88408 | 25 | 3.73   |
|   | 3½ | 88409 | 30 | 13.94  |
|   | 4  | 88410 | 30 | 6.51   |

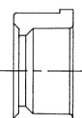
MPT

| DW82 "P" TRAP LESS CLEANOUT   |    |       |    |       |
|---|----|-------|----|-------|
|  | 1½ | 88468 | 25 | 9.10  |
|   | 2  | 88470 | 20 | 11.98 |
|   | 3  | 88472 | 10 | 47.17 |
|   | 4  | 88474 | 4  | 94.13 |

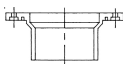
H X H

| DW88 ADJUSTABLE "P" TRAP LESS CLEANOUT  |    |       |    |       |
|---|----|-------|----|-------|
|  | 1½ | 88568 | 25 | 12.25 |
|   | 2  | 88570 | 20 | 24.22 |

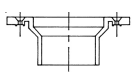
H X H

| DW90 REDUCER BUSHINGS  |        |       |    |       |
|--|--------|-------|----|-------|
|  | 2 x 1½ | 88618 | 25 | 2.26  |
|  | 3 x 1½ | 88620 | 30 | 9.59  |
|  | 3 x 2  | 88622 | 30 | 6.19  |
|  | 4 x 3  | 88624 | 30 | 9.81  |
|  | 4 x 2  | 88626 | 30 | 18.38 |

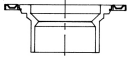
SPIGOT X H

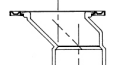
| DW102 CLOSET FLANGE   |       |       |    |       |
|---|-------|-------|----|-------|
|  | 4     | 88682 | 25 | 8.33  |
|   | 4 x 3 | 88684 | 25 | 10.45 |

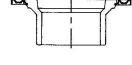
H X FLANGE

| DW102A CLOSET FLANGE  |       |       |    |       |
|---|-------|-------|----|-------|
|  | 4 x 3 | 88714 | 25 | 33.65 |

SPIGOT X FLANGE

| DW103 CLOSET FLANGE ADJUSTABLE  |       |       |    |         |
|---|-------|-------|----|---------|
|  | 4     | 88746 | 25 | \$20.12 |
|   | 4 x 3 | 88748 | 25 | 23.17   |
| H X FLANGE (WITH METAL RING)  |       |       |    |         |

| DW103C OFFSET CLOSET FLANGE ADJUSTABLE   |       |       |    |         |
|--|-------|-------|----|---------|
|  | 4 x 3 | 88721 | 15 | \$37.92 |
|  |       |       |    |         |
| H X FLANGE (WITH METAL RING)   |       |       |    |         |

| DW103A CLOSET FLANGE ADJUSTABLE   |       |          |           |            |
|---|-------|----------|-----------|------------|
|  | SIZE  | PART NO. | CTN. QTY. | LIST PRICE |
|   | 4     | 88778    | 25        | 29.59      |
|   | 4 x 3 | 88780    | 25        | 26.14      |
| SPIGOT X FLANGE (WITH METAL RING)   |       |          |           |            |

WHEN READING FITTINGS: READ BOTTOM TO TOP TO LEFT SIDE TO RIGHT SIDE

NOMENCLATURE:

- ABS - ACRYLONITRILE-BUTADIENE STYRENE PLASTIC
- PVC - POLYVINYL CHLORIDE PLASTIC
- C.I. - CAST IRON
- DS - DRAIN AND SEWER PIPE OR FITTING
- DWV - DRAIN, WASTE AND VENT
- FPT - FEMALE PIPE THREAD
- H - HUB
- MPT - MALE PIPE THREAD



**NSF-dwv**

FOR USE WITH ABS-DWV PIPE LISTED ON FORM NO. 761 DWV  
 SOLVENT CEMENT LISTED ON FORM NO. 466

**CRESLINE PLASTIC PIPE CO., INC.**

600 Cross Pointe Blvd.  
 264 Silver Spring Rd.  
 2100 South 35th St.  
 3801 East Hwy. 31

Evansville, IN 47715  
 Mechanicsburg, PA 17050  
 Council Bluffs, IA 51501  
 Corsicana, TX 75109

812-428-9350  
 717-766-2566  
 712-322-2294  
 903-872-8475

[www.cresline.com](http://www.cresline.com)

Fax 812-428-9353  
 Fax 717-697-2371  
 Fax 712-322-6673  
 Fax 903-872-7732